

GW6100

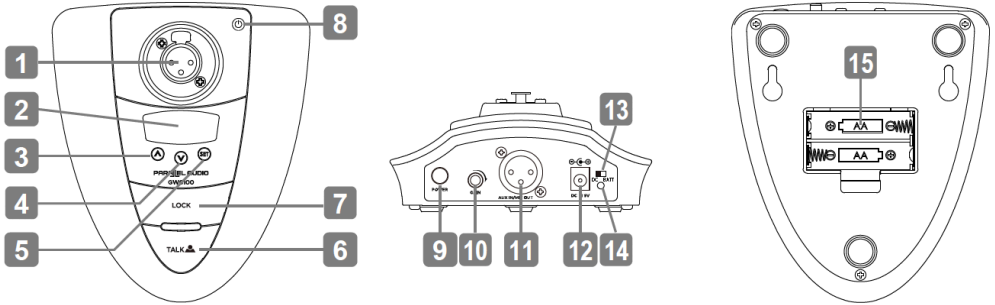
Professional Desktop Gooseneck
Microphone



OPERATION MANUAL V1.0

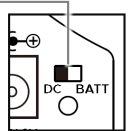
PARALLEL AUDIO®

Parts and Functions



- 1. Gooseneck microphone input
- 2. LCD display
- 3. UP button
- 4. DOWN button
- 5. SET button
- 6. TALK button: Press to talk and release to stop. For short speaking.
- 7. LOCK button: Switch of long / temporary speaking.
- 8. Power indicator
- 9. Power switch
- 10. Gain control: User can rotate the knob until a desired acoustic quality is reached.

- 11. Audio input/output connector: **MIC-level** audio output to the mixer/amplifier as a wired microphone or **LINE-level** audio input from external device.
- 12. DC input: Provides power to the transmitter and also charges NiMH batteries inside. When charging the batteries, it takes about six hours to fully charge two 1.5V 2.1A NiMH batteries. **DO NOT** charge non-NiMH batteries. When charging is complete, please disconnect DC to avoid damages that may be caused by overcharging.
- 13. Battery type switch



Power mode	Battery inside	Switch position and function
by DC input	None	DC <input type="checkbox"/> only powers the unit
	NiMH	DC <input checked="" type="checkbox"/> powers the unit and also charges the batteries
	Alkaline	WRONG BATTERIES!! Alkaline batteries are not rechargeable
by batteries	NiMH	BATT <input checked="" type="checkbox"/>
	Alkaline	BATT <input checked="" type="checkbox"/>

- 14. DC indicator: Permanent solid RED at DC position.
- 15. Battery compartment

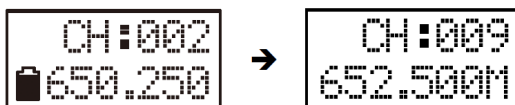
Standard Configuration

1. Gooseneck microphone + base
2. Operation manual
3. Switching adaptor

LCD Menu Settings

Channel / Frequency Setting

Use **UP** or **DOWN** button to go to the CHANNEL / FREQUENCY page.

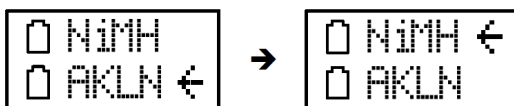


The cursor will flash to allow changes to be made. Pressing **UP** or **DOWN** button will increase or decrease the channel number. The corresponding frequency will change accordingly. When a desired channel (frequency) is selected, press **SET** for about 2 seconds to save the setting.

IMPORTANT: When changing transmitter frequencies, user should take care not to cause interference to other channels / users.

Battery Type Setting

Use **UP** or **DOWN** button to go to the BATTERY selection page.



Press **SET** for about 2 seconds to show the cursor. Press **UP** or **DOWN** button to move the cursor to either NiMH (rechargeable battery) or AKLN (Alkaline battery) position.

When the desired option has been selected, press **SET** for about 2 seconds to save the setting.

IMPORTANT: Do not connect the adaptor when AKLN batteries are in use because AKLN batteries are not rechargeable and charging them will cause damages to the unit.

PARALLEL AUDIO WARRANTY INFORMATION – 5 Year Warranty Term

Consumer Guarantees

When you purchase a NAS distributed product, you have the peace of mind in knowing that your product is covered by the NAS warranty. The NAS warranty is provided by:

In Australia: National Audio Systems Pty Ltd, ABN 50 085 679 894 ['NAS'], 127 Merrindale Drive, Croydon, Victoria 3136.

In New Zealand: NAS Solutions Limited, NZBN 9429046800992 ['NAS'], 7F Douglas Alexander Parade, Rosedale, Auckland 0632.

The Australian Consumer Law protects consumers by giving them certain guaranteed rights when they buy goods and services. Rights guaranteed under the Australian Consumer Law include;

- The goods are of acceptable quality;
- The goods match their description or any sample or demonstration model;
- The goods are fit for any represented purpose or purpose which the consumer has made known;
- Repairs and spare parts are reasonably available (unless notice has been provided that repairs or spare parts would not be available); and
- The services are carried out with reasonable care and skill and are completed within a reasonable time

These rights are called 'Consumer Guarantees' and apply automatically whenever goods or services are supplied to a consumer. These Consumer Guarantees cannot be refused, changed or limited.

Consumer Guarantees have no set time limit and depending on the price and quality of goods a Consumer may be entitled to a remedy after any manufacturers' or NAS's extended warranty has expired.

The Specific Warranty Table Information outlines the warranty period, warranty type and any specific exclusions for your NAS product. NAS considers the warranty period specified in the Specific Warranty Table to be a reasonable warranty period having regard to the price, design, manufacture and expected use of the product.

General Warranty ('Warranty')

NAS products come with guarantees that cannot be excluded under the Australian Consumer Law. You are entitled to a replacement or refund for a major failure or if the goods fail to be of acceptable quality. You are also entitled to have the goods repaired or replaced if the goods fail to be of acceptable quality and failure does not amount to a major failure. What constitutes a major failure is set out in the Australian Consumer Law.

Subject to the terms and conditions set out below, and unless otherwise specified in the Specific Warranty Information for your NAS product, NAS agrees to repair or replace, at NAS's cost, the NAS product purchased by you in Australia or New Zealand from NAS or a NAS authorised reseller when the product does not perform substantially in accordance with the specifications during the warranty period specified in the Specific Warranty Table for your NAS product. NAS makes no other express warranties in respect of your NAS product. To make a claim under this Warranty, valid proof of purchase must be presented when the warranty claim is made, along with any other required information. The Warranty offered by NAS is not transferable.

The Warranty will only apply if your NAS product has been installed and used in accordance with NAS's recommendations as noted in the operating instructions.

Warranty Exclusions

The Warranty does not cover damage caused by;

- Misuse or abuse of the product by You;
- Incorrect operation or not following the operation instructions (as noted in the operating instructions);
- Improper installation;
- Incorrect or improper maintenance or failure to maintain the product;
- Failure to clean or improper cleaning of the product;
- Incorrect voltage or non-authorised electrical connections;
- Adverse external conditions such as incorrect or fluctuations in electrical voltage, thunderstorm activity, acts of God, acts of terrorism, damage caused by vermin, or any other circumstance beyond NAS's control;
- Exposure to excessive heat, moisture or dampness;
- Exposure to abnormally corrosive conditions;
- Alterations or modifications to the product made by You or a third party; or
- Damage as a result of accident, liquid, grit, impact or lack of proper care as indicated in the operating instructions;
- Damage resulting from the use of cleaning solvents such as acetone

The Warranty does not apply if any serial number or appliance plate on the product has been tampered with, removed or defaced.

The Warranty does not apply if the product has been repossessed under any financial agreement.

The Warranty excludes accessories and consumable goods which have ceased working through normal wear and tear such as, but not limited to, batteries, lamps and other parts classifiable as a consumable part.

The Warranty does not cover the loss of any data howsoever caused. You shall be responsible for backing up and protecting data against loss, damage or destruction.

Products presented for repair may be replaced by refurbished products of the same type rather than being repaired. Refurbished parts may be used to repair the products. Replacement of the product or a part does not extend or restart the Warranty Term.

The product will be at the owner's risk whilst in transit to and from all NAS authorised service centres, unless transported by NAS or its authorised representatives.

NAS and its authorised service centres may seek reimbursement of any costs incurred by them when the product is found to be in good working order.

The cost of claiming under this warranty, including return of any product to NAS is to be borne by the consumer.

The Warranty excludes removal or reinstallation costs.

*** All Parallel Audio products come with a 5 year warranty term, excluding Parallel Audio batteries and CD players (see below).**

Parallel Audio Limited Battery and CD Player Warranty: Batteries and CD players fitted to all Parallel Audio portable PA products carry a 3 months warranty.

For further information and warranty claims, refer to our **Support** page at www.nas.solutions.