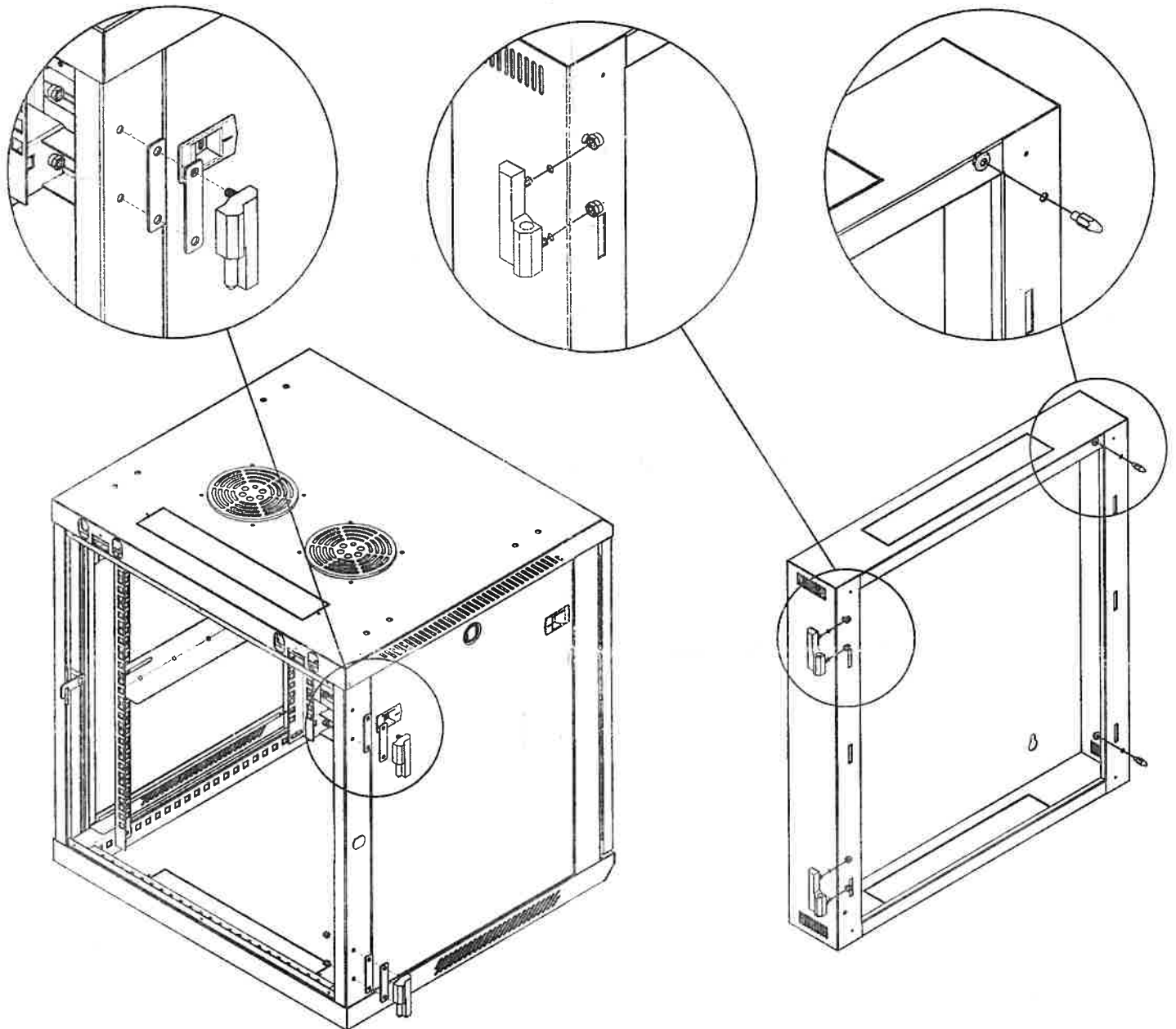













# Installation instructions



Sketch Plan Quantity Capacity		 M5		 M5 pin							
6U	2x	8x	4x	2x	2x	1x	2x	2x	1x	2x	1x
9U	2x	8x	4x	2x	2x	1x	2x	2x	1x	2x	1x
12U	2x	8x	4x	2x	2x	1x	2x	2x	1x	2x	1x
15U	2x	8x	4x	2x	2x	1x	2x	2x	1x	2x	1x
18U	3x	12x	6x	2x	2x	1x	2x	2x	1x	2x	1x
27U	3x	12x	6x	2x	2x	1x	2x	2x	1x	2x	1x